
Animal Cell Mitosis And Cytokinesis Worksheet 16

Answers

Cytokinesis - Wikipedia

Cytokinesis- Definition and Process (in animal and plant ...

Animal Cell Mitosis And Cytokinesis

7.3: Mitotic Phase - Mitosis and Cytokinesis - Biology ...

10 Difference Between Cytokinesis in plant Cell And ...

Cytokinesis: In Animal and Plant Cells | Biology Dictionary

MITOSIS, CYTOKINESIS, AND THE CELL CYCLE - YouTube

Difference between Animal Cell Mitosis and Plant Cell ...

Animal Cell Mitosis And Cytokinesis Worksheet 16 Answers ...

MITOSIS, CYTOKINESIS, AND THE CELL CYCLE *Mitosis: The Amazing Cell Process that Uses Division to Multiply! (Updated)* **mitosis 3d animation |Phases of mitosis|cell division** [Cytokinesis \[HD Animation\]](#)

Mitosis (animal cells) | Cell Biology

Cytokinesis: Plant vs. Animal Cells

9th Class Biology - Ch 5- Mitosis Cytokinesis - Matric Part 1 Biology

Mitosis and Cytokinesis

DIFFERENCES BETWEEN MITOSIS AND CYTOKINESIS IN ANIMAL CELLS AND PLANT CELLS - BIOLOGY KSSM FORM 4

Mitosis in animal and plant cells Mitosis and Cytokinesis

Cytokinesis Animal Plant | Biology | Genetics Animation How the Cell Cycle Works MITOSIS—MADE SUPER EASY—ANIMATION *Mitosis Rap: Mr. W's Cell Division Song* Mitosis—Stages of Mitosis | Cells | Biology | FuseSchool What is Mitosis? | Genetics | Biology | FuseSchool Meiosis - Plants and Animals Chromosome and Kinetochore Mitotic Spindle and Cell Cycle, Rate My Science *Animal Mitosis (Time Lapse)* *Cytokinesis - Animal vs Plant Cell Cycle: Mitosis \u0026amp; Cytokinesis* Cytokinesis in plant cell#cytokinesis in animal cell#Mitosis#Cell Cycle#Cleavage furrow #English *Mitosis: Splitting Up is Complicated - Crash Course Biology #12* Mitosis and Cytokinesis **Mitosis - Cytokinesis**

Mitosis and Cytokinesis *Biology CH 5.2 - Mitosis and Cytokinesis GCSE Science Revision Biology* *"Cell division by Mitosis"*
12 Difference Between Mitosis In Animals And Plant Cells ...
Cytokinesis in Animals: Mitosis, Meiosis and More ...
Study 9.2 Mitosis and Cytokinesis Flashcards | Quizlet
Mitosis and Cytokinesis Flashcards | Quizlet
Cytokinesis in a Cell Cycle - ThoughtCo
Difference Between Animal Cell Mitosis and Plant Cell ...
Cell division: Mitosis* - Biology LibreTexts
Mitosis - Wikipedia
BIO_81_Lab_10_Cell_Division (1).docx - Lab 10 Cell ...

*Animal Cell Mitosis And Cytokinesis
Worksheet 16 Answers*

*Downloaded from
ecobankpayservices.ecobank.com by guest*

BRYNN GLORIA

Cytokinesis - Wikipedia MITOSIS, CYTOKINESIS, AND THE CELL CYCLE *Mitosis: The Amazing Cell Process that Uses Division to Multiply! (Updated)* **mitosis 3d animation |Phases of mitosis|cell division** Cytokinesis [HD Animation]

Mitosis (animal cells) | Cell Biology

Cytokinesis: Plant vs. Animal Cells

9th Class Biology - Ch 5- Mitosis Cytokinesis - Matric Part 1 Biology

Mitosis and Cytokinesis

DIFFERENCES BETWEEN MITOSIS AND CYTOKINESIS IN ANIMAL CELLS AND PLANT CELLS - BIOLOGY KSSM FORM 4

Mitosis in animal and plant cells Mitosis and Cytokinesis

Cytokinesis Animal Plant | Biology | Genetics Animation How the Cell Cycle Works MITOSIS—MADE SUPER EASY—ANIMATION *Mitosis Rap: Mr. W's Cell Division Song* Mitosis—Stages of Mitosis | Cells | Biology | FuseSchool What is Mitosis? | Genetics | Biology | FuseSchool Meiosis - Plants and Animals Chromosome and Kinetochore Mitotic Spindle and Cell Cycle, Rate My Science *Animal Mitosis (Time Lapse) Cytokinesis - Animal vs Plant Cell Cycle: Mitosis - Cytokinesis Cytokinesis in plant cell#cytokinesis in animal cell#Mitosis#Cell Cycle#Cleavage furrow #English Mitosis: Splitting Up is Complicated - Crash Course Biology #12 Mitosis and Cytokinesis Mitosis - Cytokinesis*

Mitosis and Cytokinesis *Biology CH 5.2 - Mitosis and Cytokinesis GCSE Science Revision Biology "Cell division by Mitosis"* Animal Cell Mitosis And Cytokinesis Cytokinesis in Animals: Mitosis, Meiosis and More Mitosis and Meiosis Background. Animal cells reproduce based on the type of cells that are dividing. For example,... Mitosis and Cytokinesis in Animal Cells. Mitosis has five stages that are usually associated with it. The first is... Meiosis and ...Cytokinesis in Animals: Mitosis, Meiosis and More

...Mitosis is the process in which the nucleus of a eukaryotic cell divides. During this process, sister chromatids separate from each other and move to opposite poles of the cell. This happens in four phases, called prophase, metaphase, anaphase, and telophase. Cytokinesis is the final stage of cell division, during which the cytoplasm splits into two and two daughter cells form.7.3: Mitotic Phase - Mitosis and Cytokinesis - Biology ...Whether the cell division is mitosis or meiosis, cytokinesis happens in much the same way. Cellular signals tell the cell where to divide, which creates the division plane. Around this plane, the cytokinetic furrow will form, eventually pinching off to separate the two cells. The final process of cytokinesis in animal cells is abscission. During abscission, the actin-myosin contractile ring that creates the cytokinetic furrow is contracted all the way, and the plasma membranes undergo ...Cytokinesis: In Animal and Plant Cells | Biology Dictionary animal-cell-mitosis-and-cytokinesis-worksheet-16-answers 3/5 Downloaded from hsm1.signority.com on December 19, 2020 by guest sister chromatid separation in the anaphase of mitosis. The process can be divided to the following distinct steps: anaphase spindle reorganization, division plane Animal Cell Mitosis And Cytokinesis Worksheet 16 Answers ...the main microtubule-organizing center of the cell also divides before mitosis begins. Each centrosome in an animal cell contains a pair of barrel-shaped organelles called centrioles. Centrioles are NOT found in Study 9.2 Mitosis and Cytokinesis Flashcards | Quizlet Cytokinesis is a physical process of cell division, that normally takes place after mitosis. Cytokinesis is the physical division of the cell cytoplasm, the cell membrane, and cell organelles in eukaryotic cells to produce two

distinct cells at the end of the cell cycle in both mitosis and meiosis. In most cells, cytokinesis is initiated during the anaphase stage and ends in telophase, a phase where the chromosomes are completely segregated. Cytokinesis- Definition and Process (in animal and plant ... Cell Cycle. In asexually reproducing eukaryotic cells, one "turn" of the cell cycle consists of two general phases: interphase, followed by mitosis and cytokinesis. Interphase is the period of the cell cycle during which the cell may either be living and not dividing or in which it is preparing itself to divide. Cell division: Mitosis* - Biology LibreTexts Animal cell cytokinesis begins shortly after the onset of sister chromatid separation in the anaphase of mitosis. The process can be divided to the following distinct steps: anaphase spindle reorganization, division plane specification, actin-myosin ring assembly and contraction, and abscission. Faithful partitioning of the genome to emerging daughter cells is ensured through the tight temporal ... Cytokinesis - Wikipedia The primary result of mitosis and cytokinesis, is the transfer of a parent cell's genome into two daughter cells. The genome is composed of a number of chromosomes—complexes of tightly coiled DNA that contain genetic information vital for proper cell function. Because each resultant daughter cell should be genetically identical to the parent cell, the parent cell must make a copy of each ... Mitosis - Wikipedia In the animal cell mitosis, when the parent cell is further divided into two daughter ... Difference Between Animal Cell Mitosis and Plant Cell ... Compare and contrast mitosis and cytokinesis. Click card to see definition □. Tap card to see definition ♦♦. Mitosis is when the cell prepares itself and the DNA to divide and Cytokinesis is when the cell is completely

divided. Click again to see term □. Mitosis and Cytokinesis Flashcards | Quizlet Mitosis is a mode of cell division in which the daughter cells are genetically similar to the ... Difference between Animal Cell Mitosis and Plant Cell ... Cytokinesis occurs in mitosis and meiosis for both plant and animal cells. The ultimate objective is to divide the parent cell into daughter cells. In plants, this occurs when a cell wall forms in between the daughter cells. In animals, this occurs when a cleavage furrow forms.¹⁰ Difference Between Cytokinesis in plant Cell And ... Animal mitosis is controlled by a number of mitogens like lymphokines, epidermal growth factor, platelets derived growth factor etc, a specific cell division hormone is not known. Spindle degenerates at the time of Cytokinesis. It occurs in bone marrow and many epithelia. The cell often becomes spherical prior to division.¹² Difference Between Mitosis In Animals And Plant Cells ... The only way to create a new cell is to duplicate a pre-existing one. The original cell is called the parent cell, and the two new cells, which are genetical... MITOSIS, CYTOKINESIS, AND THE CELL CYCLE - YouTube The stage of mitosis that differs between animal and plant cell would be cytokinesis. In animal cell mitosis it sticks to separating the parent cell into two daughter cells whereas in plant cell mitosis a new cell plate is created between the daughter cells in order to make a cell wall. 4.BIO_81_Lab_10_Cell_Division (1).docx - Lab 10 Cell ... Cytokinesis is the division of the cytoplasm in eukaryotic cells that produces distinct daughter cells. Cytokinesis occurs at the end of the cell cycle following mitosis or meiosis. In animal cell division, cytokinesis occurs when a contractile ring of microfilaments forms a cleavage furrow that pinches the cell

membrane in half. Cytokinesis in a Cell Cycle -

ThoughtCo Cytokinesis and mitosis are two important events that occur in cell division. In summarizing the difference between cytokinesis and mitosis, cytokinesis separates the cytoplasmic organelles and the duplicated genome into two daughter cells while mitosis divides parental nucleus into two genetically identical daughter nuclei.

Mitosis is the process in which the nucleus of a eukaryotic cell divides. During this process, sister chromatids separate from each other and move to opposite poles of the cell. This happens in four phases, called prophase, metaphase, anaphase, and telophase. Cytokinesis is the final stage of cell division, during which the cytoplasm splits into two and two daughter cells form. *Cytokinesis- Definition and Process (in animal and plant ...*

Animal cell cytokinesis begins shortly after the onset of sister chromatid separation in the anaphase of mitosis. The process can be divided to the following distinct steps: anaphase spindle reorganization, division plane specification, actin-myosin ring assembly and contraction, and abscission. Faithful partitioning of the genome to emerging daughter cells is ensured through the tight temporal ...

Animal Cell Mitosis And Cytokinesis

In the animal cell mitosis, when the parent cell is further divided into two daughter ...

7.3: Mitotic Phase - Mitosis and Cytokinesis - Biology ...

Cell Cycle. In asexually reproducing eukaryotic cells, one "turn" of the cell cycle consists of two general phases: interphase, followed by mitosis and cytokinesis. Interphase is the period of the cell cycle during which the cell may either be living and not

dividing or in which it is preparing itself to divide.

10 Difference Between Cytokinesis in plant Cell And ...

Cytokinesis: In Animal and Plant Cells | Biology Dictionary

Cytokinesis is the division of the cytoplasm in eukaryotic cells that produces distinct daughter cells. Cytokinesis occurs at the end of the cell cycle following mitosis or meiosis. In animal cell division, cytokinesis occurs when a contractile ring of microfilaments forms a cleavage furrow that pinches the cell membrane in half.

MITOSIS, CYTOKINESIS, AND THE CELL CYCLE - YouTube

animal-cell-mitosis-and-cytokinesis-worksheet-16-answers 3/5

Downloaded from hsm1.signority.com on December 19, 2020 by guest sister chromatid separation in the anaphase of mitosis. The process can be divided to the following distinct steps: anaphase spindle reorganization, division plane

Difference between Animal Cell Mitosis and Plant Cell ...

Cytokinesis in Animals: Mitosis, Meiosis and More Mitosis and Meiosis Background. Animal cells reproduce based on the type of cells that are dividing. For example, ... Mitosis and Cytokinesis in Animal Cells. Mitosis has five stages that are usually associated with it. The first is ... Meiosis and ...

Animal Cell Mitosis And Cytokinesis Worksheet 16

Answers ...

Cytokinesis and mitosis are two important events that occur in cell division. In summarizing the difference between cytokinesis and mitosis, cytokinesis separates the cytoplasmic organelles and the duplicated genome into two daughter cells while mitosis divides parental nucleus into two genetically identical daughter nuclei.

MITOSIS, CYTOKINESIS, AND THE CELL CYCLE *Mitosis: The Amazing Cell Process that Uses Division to Multiply! (Updated)* mitosis 3d animation |Phases of mitosis|cell division Cytokinesis [HD Animation]

Mitosis (animal cells) | Cell Biology

Cytokinesis: Plant vs. Animal Cells

9th Class Biology - Ch 5- Mitosis Cytokinesis - Matric Part 1 Biology

Mitosis and Cytokinesis

DIFFERENCES BETWEEN MITOSIS AND CYTOKINESIS IN ANIMAL CELLS AND PLANT CELLS - BIOLOGY KSSM FORM 4

Mitosis in animal and plant cells Mitosis and Cytokinesis

Cytokinesis Animal Plant | Biology | Genetics Animation How the Cell Cycle Works ~~MITOSIS – MADE SUPER EASY – ANIMATION~~ *Mitosis Rap: Mr. W's Cell Division Song* Mitosis – Stages of Mitosis | Cells | Biology | FuseSchool **What is Mitosis? | Genetics | Biology | FuseSchool** **Meiosis - Plants and Animals** **Chromosome and Kinetochore** **Mitotic Spindle and Cell Cycle**, *Rate My Science* *Animal Mitosis (Time Lapse)* *Cytokinesis - Animal vs Plant Cell Cycle*: ~~Mitosis~~ ~~u0026 Cytokinesis~~ **Cytokinesis in plant cell#cytokinesis in**

animal cell#Mitosis#Cell Cycle#Cleavage furrow #English *Mitosis: Splitting Up is Complicated - Crash Course Biology #12* **Mitosis and Cytokinesis** Mitosis - Cytokinesis

Mitosis and Cytokinesis Biology CH 5.2 - Mitosis and Cytokinesis GCSE Science Revision Biology "Cell division by Mitosis"

MITOSIS, CYTOKINESIS, AND THE CELL CYCLE *Mitosis: The Amazing Cell Process that Uses Division to Multiply! (Updated)* **mitosis 3d animation |Phases of mitosis|cell division** Cytokinesis [HD Animation]

Mitosis (animal cells) | Cell Biology

Cytokinesis: Plant vs. Animal Cells

9th Class Biology - Ch 5- Mitosis Cytokinesis - Matric Part 1 Biology

Mitosis and Cytokinesis

DIFFERENCES BETWEEN MITOSIS AND CYTOKINESIS IN ANIMAL CELLS AND PLANT CELLS - BIOLOGY KSSM FORM 4

Mitosis in animal and plant cells Mitosis and Cytokinesis

Cytokinesis Animal Plant | Biology | Genetics Animation How the Cell Cycle Works ~~MITOSIS – MADE SUPER EASY – ANIMATION~~

Mitosis Rap: Mr. W's Cell Division Song [Mitosis—Stages of Mitosis | Cells | Biology | FuseSchool](#) [What is Mitosis? | Genetics | Biology | FuseSchool](#) [Meiosis - Plants and Animals](#) [Chromosome and Kinetochore](#) [Mitotic Spindle and Cell Cycle, Rate My Science](#) [Animal Mitosis \(Time Lapse\)](#) [Cytokinesis - Animal vs Plant Cell Cycle: Mitosis \u0026amp; Cytokinesis](#) [Cytokinesis in plant cell#cytokinesis in animal cell#Mitosis#Cell Cycle#Cleavage furrow #English](#) [Mitosis: Splitting Up is Complicated - Crash Course Biology #12](#) [Mitosis and Cytokinesis](#) **Mitosis - Cytokinesis**

[Mitosis and Cytokinesis Biology CH 5.2 - Mitosis and Cytokinesis GCSE Science Revision Biology](#) ["Cell division by Mitosis"](#) [12 Difference Between Mitosis In Animals And Plant Cells ...](#) the main microtubule-organizing center of the cell also divides before mitosis begins. Each centrosome in an animal cell contains a pair of barrel-shaped organelles called centrioles. Centrioles are NOT found in [Cytokinesis in Animals: Mitosis, Meiosis and More ...](#) Cytokinesis is a physical process of cell division, that normally takes place after mitosis. Cytokinesis is the physical division of the cell cytoplasm, the cell membrane, and cell organelles in eukaryotic cells to produce two distinct cells at the end of the cell cycle in both mitosis and meiosis. In most cells, cytokinesis is initiated during the anaphase stage and ends in telophase, a phase where the chromosomes are completely segregated. [Study 9.2 Mitosis and Cytokinesis Flashcards | Quizlet](#) Mitosis is a mode of cell division in which the daughter cells are genetically similar to the ...

[Mitosis and Cytokinesis Flashcards | Quizlet](#)

Whether the cell division is mitosis or meiosis, cytokinesis happens in much the same way. Cellular signals tell the cell where to divide, which creates the division plane. Around this plane, the cytokinetic furrow will form, eventually pinching off to separate the two cells. The final process of cytokinesis in animal cells is abscission. During abscission, the actin-myosin contractile ring that creates the cytokinetic furrow is contracted all the way, and the plasma membranes undergo ...

[Cytokinesis in a Cell Cycle - ThoughtCo](#)

Cytokinesis occurs in mitosis and meiosis for both plant and animal cells. The ultimate objective is to divide the parent cell into daughter cells. In plants, this occurs when a cell wall forms in between the daughter cells. In animals, this occurs when a cleavage furrow forms.

[Difference Between Animal Cell Mitosis and Plant Cell ...](#)

The primary result of mitosis and cytokinesis, is the transfer of a parent cell's genome into two daughter cells. The genome is composed of a number of chromosomes—complexes of tightly coiled DNA that contain genetic information vital for proper cell function. Because each resultant daughter cell should be genetically identical to the parent cell, the parent cell must make a copy of each ...

Cell division: Mitosis* - Biology LibreTexts




The only way to create a new cell is to duplicate a pre-existing one. The original cell is called the parent cell, and the two new cells, which are genetical...


[Mitosis - Wikipedia](#)

Animal mitosis is controlled by a number of mitogens like

lymphokines, epidermal growth factor, platelets derived growth factor etc, a specific cell division hormone is not known. Spindle degenerates at the time of Cytokinesis. It occurs in bone marrow and many epithelia. The cell often becomes spherical prior to division.

BIO_81_Lab_10_Cell_Division (1).docx - Lab 10 Cell ...

Compare and contrast mitosis and cytokinesis. Click card to see definition . Tap card to see definition  . Mitosis is when the

cell prepares itself and the DNA to divide and Cytokinesis is when the cell is completely divided. Click again to see term .

The stage of mitosis that differs between animal and plant cell would be cytokinesis. In animal cell mitosis it sticks to separating the parent cell into two daughter cells whereas in. plant cell mitosis a new cell plate is created between the daughter cells in order to make a cell wall. 4.

Related with Animal Cell Mitosis And Cytokinesis Worksheet 16 Answers:

[© Animal Cell Mitosis And Cytokinesis Worksheet 16 Answers Nyc Oiler Exam 2023](#)

[© Animal Cell Mitosis And Cytokinesis Worksheet 16 Answers Ny Notary Exam Questions](#)

[© Animal Cell Mitosis And Cytokinesis Worksheet 16 Answers Nys Notary Practice Exam And Answers](#)